

Getting started with Beanstack in 1, 2, and 3 easy steps!



1 Launch the Beanstack app and select "Find your school or library"

2 Search for your library or school's name

3 Log in to your account or sign up for a new one

Download the Beanstack app!

The benefits of using Beanstack

NEWBERY & CALDECOTT READING CHALLENGE

Newbery & Caldecott Books
Ongoing

[Reading List](#)

Find and join reading challenges

Participate in the reading challenges that feature awesome artwork and themes relevant to you.

The Hazel Wood
Melissa Albert
128 Pages

Completed 2 Times

00:20:35

Log reading, complete activities, or write reviews

Like a Fitbit for reading, Beanstack's easy and real-time tracking helps you build strong reading skills and habits.

August

Sun	Mon	Tue	Wed	Thu	Fri	Sat
	1	2	3	4	5	6
7	8	9	10	11	12	13
21	22	23	24	25	26	27

Earn a reading streak

Build reading stamina by reading for consecutive days. Our digital badges, achievements, and rewards motivate you to keep reading.

TIP!

Ask a librarian if you can connect with friends to view their reading history, minutes read, and longest streak.




Lancaster Community Library
16 Town Centre Dr. Kilmarnock, VA 22482
(804) 435-1729 ext 13

sales@beanstack.com

beanstack.com

@zoobeanreads

In the App

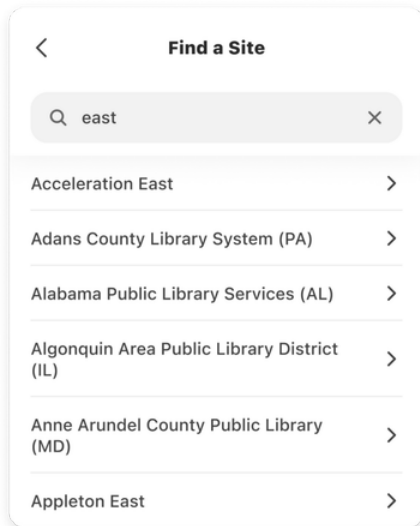


Download the Beanstack app!



Log In

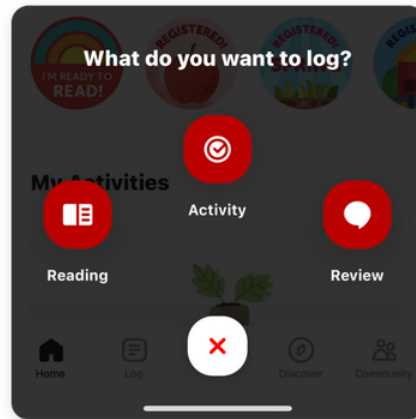
- To download the Beanstack app, visit the Apple App Store or Google Play Store and search for Beanstack.
- Open the app and click 'Find your school or library.' Find your school and follow the login instructions.




- Use the following steps to log your reading, earn badges, compete against your friends, and more!

Log Your Reading

- Click the plus sign at the bottom of the app and choose 'Reading.'



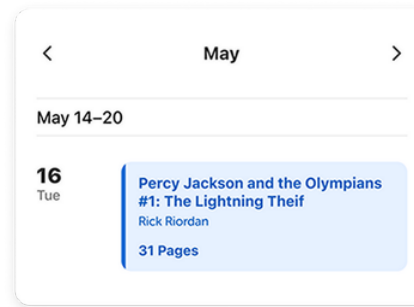
- Use the search bar to find your book title. Once you see your book, click on the book image and select 'Save.'
- Click 'Log Reading' to enter minutes read. Select 'Done' and celebrate your reading achievement!

PRO TIP: Use the scanner
Click the  icon to scan the barcode on the back of your book!

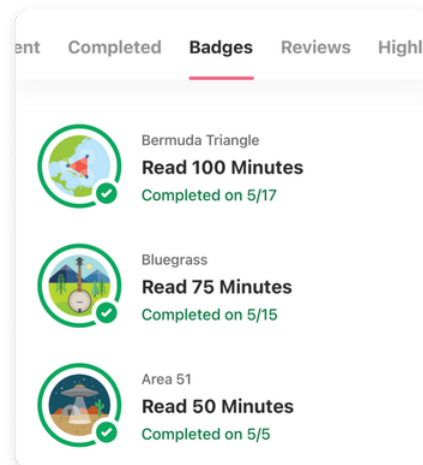
Lancaster Community Library
16 Town Centre Dr. Kilmarnock, VA 22482
(804) 435-1729 ext 13

Track Your Progress

- Click 'Log' to see your reading activity.

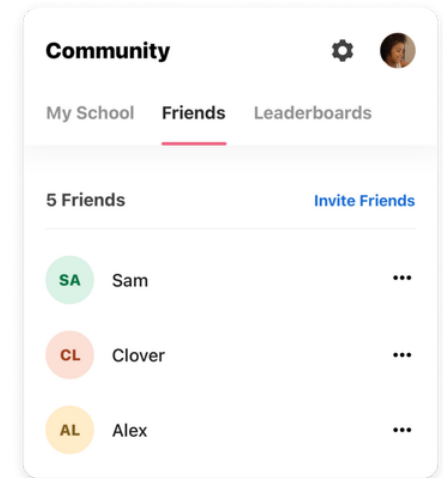


- Log every day to build your reading streak!
- Click on 'Badges' to check out your reading achievements. Keep it up, you reading rockstar!



Connect & Compete with Friends

- Click 'Community' to check out what your friends are reading!



- To add a friend: Click 'Invite Friend' and type in their name.
- Already added friends? Click on a friend's name to see what they are reading and check their reading streak.

PRO TIP
Check out the "Leaderboards" tab for some fun, friendly competition with your friends!

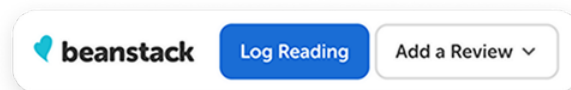
On the Web

Log In

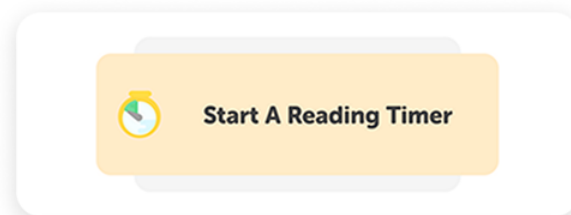
- Log in to your Beanstack account.
- Then, follow the steps below to log your reading, earn badges, compete against your friends, and more!

Log Your Reading

- Click 'Log Reading' at the top of the page.




- Start the reading timer OR click 'Log Minutes' to log your reading.



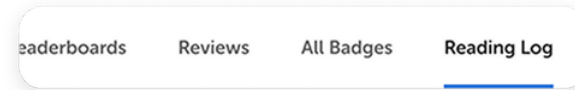
- Choose the date, title, number of minutes, and click log reading!
- When you finish the book, don't forget to select 'Finished.'

PRO TIP: Use the scanner

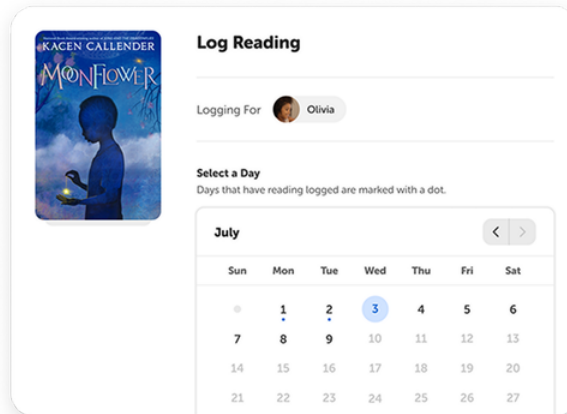
Click the  icon to scan the barcode on the back of your book!

Track Your Progress

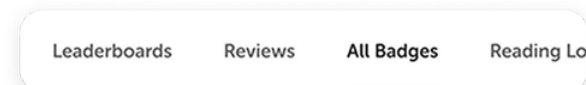
- Click 'Reading Log' to see your reading activity.



- Log every day to build your reading streak!

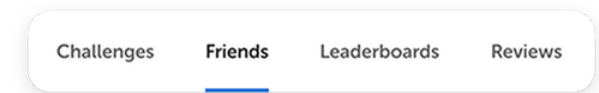


- Click on 'All Badges' to check out your reading achievements. YOU ROCK!

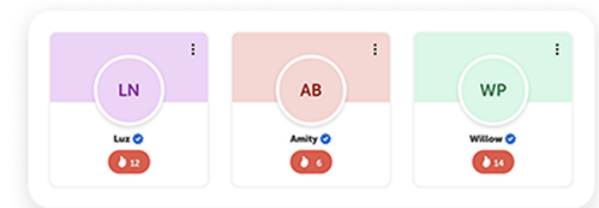


Connect and Compete with Friends

- Click the 'Friends' tab to check out what your friends are reading!



- To add a friend: Click 'Invite Friends' and type in their name.
- Already added friends? Click on a friend's name to see what they are reading and check their reading streak.



PRO TIP

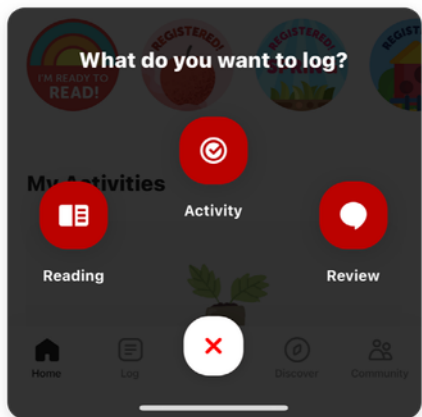

Check out the 'Leaderboards' tab for some fun, friendly competition with your friends!

En la aplicación

Para descargar la aplicación Beanstack, visite la tienda virtual de Apple o Google Play y busque “Beanstack”. Una vez dentro de la aplicación, cuando le pregunte si su escuela usa Beanstack pulse “Yup!” y busque su escuela. Inicie la sesión usando su número de identificación estudiantil como su usuario y su cumpleaños (mes y día, 4 dígitos en total) como su contraseña. Luego siga los pasos que se indican para anotar la lectura, las actividades y escribir comentarios!

Primero

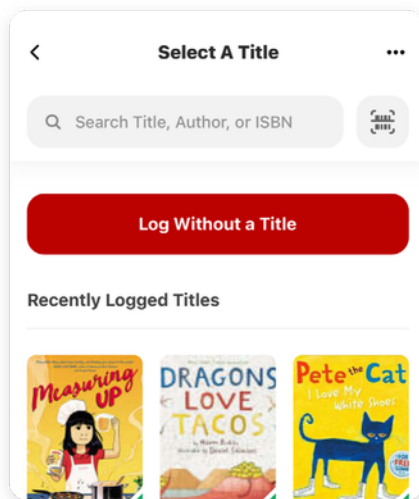
Haga clic en el signo de más (+) en la pestaña



Luego

Registre su lectura

Pulse “Reading” (Lectura) y escoja la forma de ingresar el título de su libro (Consejo profesional: escanear el código de barra ISBN es ¡súper fácil y muy divertido!)




Haga clic en “Start Reading Session” (Iniciar la sesión de lectura) para iniciar el cronómetro o “Log Past Reading” (Registrar lecturas anteriores) para ingresar manualmente la fecha, los minutos leídos y otros detalles. Pulse “Finish” (Finalizar).

Lancaster Community Library
16 Town Centre Dr. Kilmarnock, VA 22482
(804) 435-1729 ext 13

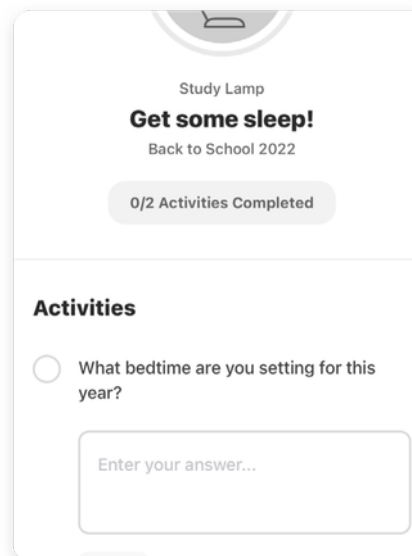


Descargue la aplicación Beanstack



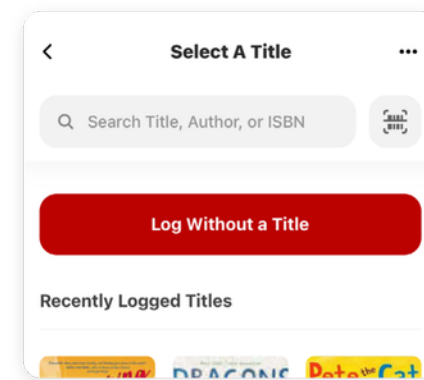
Registre una actividad

Haga clic en “Activity” (Actividad), elija una medalla de actividad y luego una actividad en sí. ¡Siga las instrucciones de dicha actividad y terminela!



Escriba una opinión

Pulse “Review” (Opinión) y elija una opción para escribir el título del libro



Escriba su opinión y haga clic en “Post” (Publicar)

